





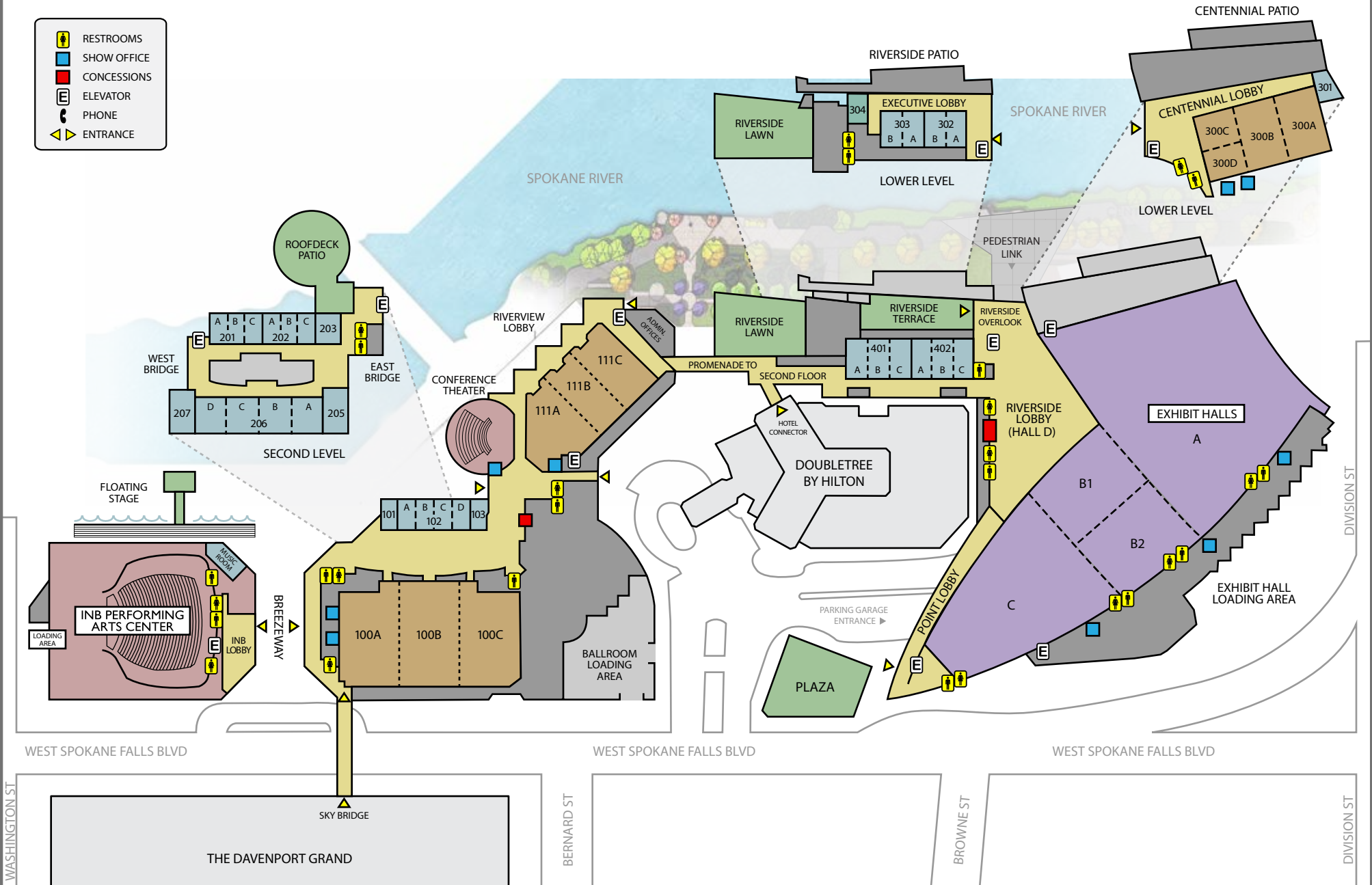




SPOKANE CONVENTION CENTER

-  RESTROOMS
-  SHOW OFFICE
-  CONCESSIONS
-  ELEVATOR
-  PHONE
-  ENTRANCE





SPOKANE CONVENTION CENTER

EXHIBIT HALLS

ROOM NUMBER	SQUARE FOOTAGE	DIMENSIONS	CEILING HEIGHT	BANQUET	THEATER	CLASSROOM	RECEPTION	10 X 10 BOOTHS
HALL A	53,470	210 x 247	30	3,508	4,463	3,000	4,463	283
HALL B	21,790	120 x 180	30	1,430	3,063	1,200	3,063	117
HALL B1	10,529	80 x 116	30	715	1,531	600	1,531	51
HALL B2	11,240	80 x 116	30	715	1,531	600	1,531	51
HALL C	27,510	130 x 210	30	1,817	3,894	1,600	3,894	130
HALL D (RIVERSIDE)	20,000		22	954	2,045		2,045	
HALL ABCD	120,000		30	7,709	9,750	5,800	12,556	515

BALLROOMS

100A	8,094	71 x 114	12 - 24	530	840	456	900	37
100B	9,088	71 x 128	12 - 24	570	900	520	900	43
100C	8,094	71 x 114	12 - 24	530	830	456	900	37
100ABC	25,276		12 - 24	1,630	2,525	1,483	2,700	131
111A	4,990	71 x 88	17 - 24	304	450	244	525	20
111B	4,224	48 x 88	17 - 24	296	437	236	475	22
111C	4,224	48 x 88	17 - 24	296	437	236	475	22
111ABC	13,438		17 - 24	896	1,320	752	1,475	71
300A	3,865	78 x 48	20	265	374	230	500	16
300B	3,985	78 x 50	20	265	374	230	500	16
300C	2,027	42 x 48	20	133	186	115	250	8
300D	1,939	39 x 48	20	133	186	115	250	8
300ABCD	11,816	78 x 150	20	796	1,120	690	1,500	54

MEETING ROOMS

101	533	20.5 x 26	12	40	50	32	50
102A	533	20.5 x 26	12	40	50	32	50
102B	533	20.5 x 26	12	40	50	32	50
102C	533	20.5 x 26	12	40	50	32	50
102D	533	20.5 x 26	12	40	50	32	50
103	568	35.5 x 13	10	40	50	32	50
201A	533	20.5 x 26	9.5	40	50	32	50
201B	533	20.5 x 26	9.5	40	50	32	50
201C	533	20.5 x 26	9.5	40	50	32	50
202A	533	20.5 x 26	9.5	40	50	32	50
202B	533	20.5 x 26	9.5	40	50	32	50
202C	533	20.5 x 26	9.5	40	50	32	50
203	741	28.5 x 26	9.5	48	67	40	75
205	1,450	29 x 50	10	80	150	80	160
206A	1,369	37 x 37	10	88	145	80	160
206B	1,369	37 x 37	10	88	145	80	160
206C	1,369	37 x 37	10	88	145	80	160
206D	1,369	37 x 37	10	88	145	80	160
207	1,450	29 x 50	10	80	150	80	160
301	760		9.5	49	49	40	49
302A	1,015	24 x 41	14	66	100	66	142
302B	1,016	24 x 41	14	66	100	66	142
303A	1,016	24 x 41	14	66	100	66	142
303B	1,015	24 x 41	14	66	100	66	142
401A	1,005	39 x 24	14	64	100	64	137
401B	1,018	39 x 25	14	66	100	66	141
401C	1,028	39 x 25	14	66	100	66	141
402A	1,028	39 x 25	14	66	100	66	142
402B	1,028	39 x 25	14	66	100	66	141
402C	1,018	39 x 25	14	63	100	63	135

THEATER

CONF. THEATER	5,782		17 - 24		270		
---------------	-------	--	---------	--	-----	--	--

INB PERFORMING ARTS CENTER

AUDITORIUM	90,560				2,683		
MUSIC ROOM	2,500	136 x 64	15.5	150	200	120	200
LOBBY							700



BOARD ROOM

ROOM NUMBER	SQUARE FOOTAGE	CEILING HEIGHT	RECEPTION
304	805		49

BOARD STYLE

LOBBIES

BALLROOM LOBBY	7,000	26	500
CONFERENCE THEATER	4,200		300
THE POINT LOBBY	5,800		350
RIVERSIDE LOBBY (HALL D)	20,000	22	2,045
RIVERSIDE OVERLOOK	2,506		
RIVERVIEW LOBBY	5,180		
CENTENNIAL LOBBY	9,240		

OUTSIDE SPACES

OUTSIDE SPACE	SQUARE FOOTAGE	ROUNDS	RECEPTION
ROOF DECK	7,173	260	350
RIVERSIDE EVENT LAWN	9,200	520	650
RIVERSIDE TERRACE	5,230		300
RIVERSIDE PATIO	3,000	NA	200

NOTE: CAPACITY FIGURES DO NOT ACCOUNT FOR STAGING, DANCE FLOORS OR AUDIO-VISUAL REQUIREMENTS. FINAL SET-UP NUMBER IS SUBJECT TO FIRE MARSHAL APPROVAL.